

Interim Financial Results for the Fiscal Year Ending 31 October 2026

Supplementary Materials

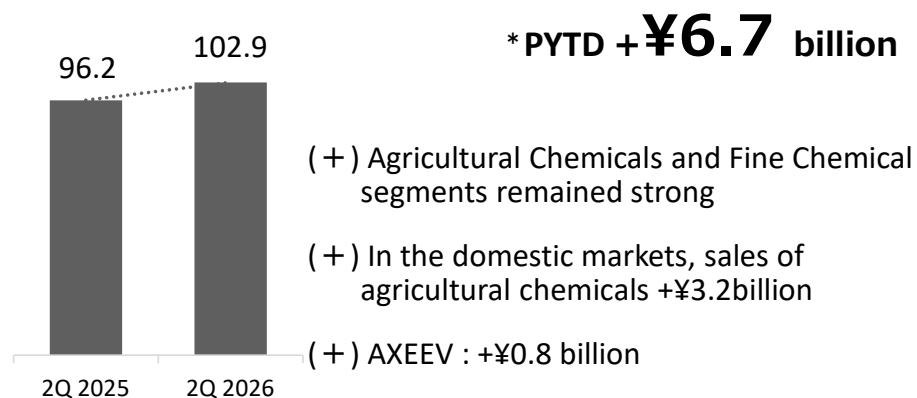
12 June 2026

FY2026 Interim Financial Results — Overview

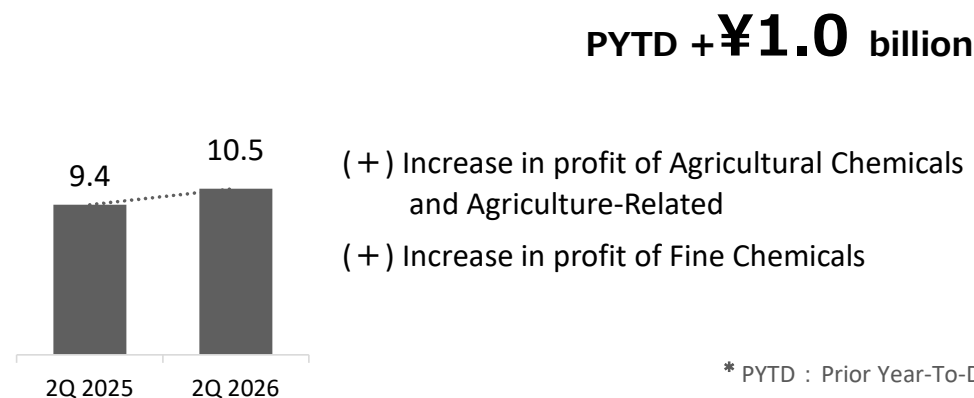
(unit: ¥ billion)

	2Q 2025 results	2Q 2026 results	Change (Amount)	Change (%)	2Q 2026 Forecast	Change (Amount)	Change (%)
Net sales	96.2	102.9	+6.7	+7%	92.8	+10.1	+11%
Gross profit	20.8	22.3	+1.5	+7%	-	-	-
Operating profit	9.4	10.5	+1.0	+11%	6.1	+4.4	+72%
Ordinary profit	8.3	13.8	+5.5	+66%	8.2	+5.6	+68%
Profit attributable to owners of parent	6.3	8.7	+2.5	+39%	4.4	+4.3	+99%
	Ref.) Average of exchange rates	¥/US\$=151	¥/US\$=157		¥/US\$=150		

Net sales



Operating profit

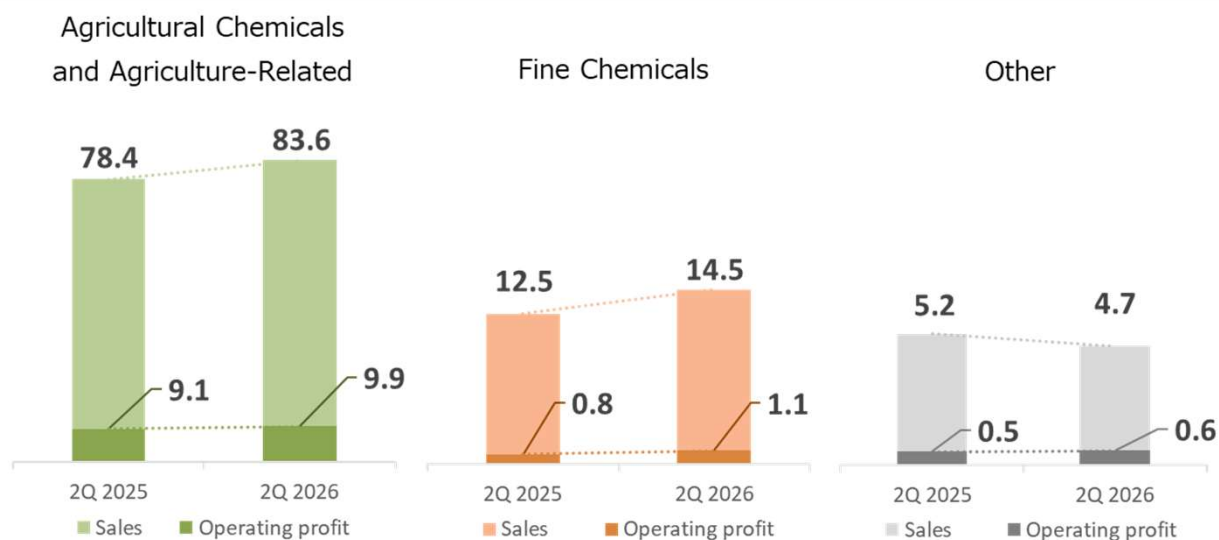


* PYTD : Prior Year-To-Date

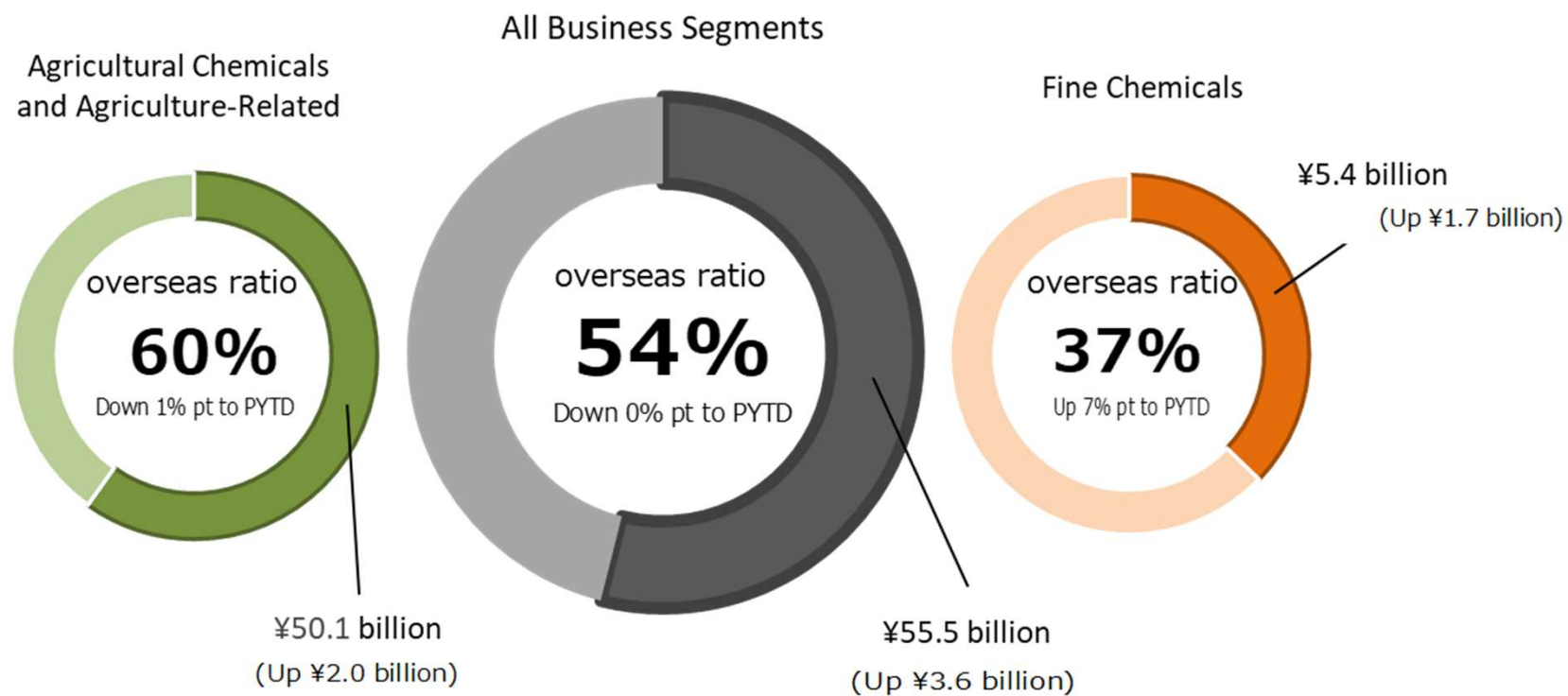
FY2026 Interim Financial Results — *Financial Results by Business Segment*

(unit: ¥ billion)

	2Q 2025 Results	2Q 2026 Results	Change (Amount)	Change (%)
Net Sales	96.2	102.9	+6.7	+7%
Agricultural Chemicals and Agriculture-Related	78.4	83.6	+5.2	+7%
Fine Chemicals	12.5	14.5	+2.0	+16%
Other	5.2	4.7	-0.5	-9%
Operating profit	9.4	10.5	+1.0	+11%
Agricultural Chemicals and Agriculture-Related	9.1	9.9	+0.8	+9%
Fine Chemicals	0.8	1.1	+0.3	+38%
Other	0.5	0.6	+0.0	+9%
(Adjustment)	-1.0	-1.1	-0.1	-



FY2026 Interim Financial Results — Overseas Sales and Ratio



FY2026 Interim Financial Results — Summary

All Business Segments

* PYTD : Prior Year-To-Date

Net sales	¥102.9 billion (PYTD +¥6.7 B)	■ Agricultural Chemicals and Fine Chemical segments increased in both net sales and profit
Operating profit	¥10.5 billion (PYTD +¥1.0 B)	■ In the domestic markets, sales of agricultural chemicals increased by ¥3.2billion in PYTD
Ordinary profit	¥13.8 billion (PYTD +¥5.5 B)	■ Ordinary profit increased due to foreign exchange gains and losses (+¥3.6 billion in PYTD) and equity in earnings of affiliates (+¥1.0 billion in PYTD)
Profit attributable to owners of parent [※]	¥8.7 billion (PYTD +2.5 B)	■ IHARANIKKEI CHEMICAL INDUSTRY CO., LTD., a consolidated subsidiary, recorded extraordinary losses, including impairment losses of non-current assets and restructuring costs; however, ordinary profit rose significantly, and profit attributable to owners parent increased by ¥2.5 billion in PYTD

Agricultural Chemicals and Agriculture-Related

Net sales	¥83.6 billion (PYTD +¥5.2 B)	■ In the domestic market, sales of products for paddy rice containing herbicide EFFEEDA and products for nursery boxes of rice containing fungicide DISARTA remained strong
Operating profit	¥9.9 billion (PYTD +¥0.8 B)	■ In overseas markets, although shipments of herbicide AXEEV to Australia declined, sales to the U.S. increased as a result of enhanced support for sales promotion brought forward in anticipation of generic products entering the market

Fine Chemicals

Net sales	¥14.5 billion (PYTD +¥2.0 B)	■ Shipments of bismaleimides increased significantly due to strong demand for electronic materials for generative AI servers
Operating profit	¥1.1 billion (PYTD +¥0.3 B)	■ Sales of some chloroxylene derivatives were brought forward

Other

Net sales	¥4.7 billion (PYTD -¥0.5 B)	■ Net sales decreased, influenced by factors including the completion of several large-scale construction projects in the construction business in PYTD
Operating profit	¥0.6 billion (PYTD +¥0.0 B)	

FY2026 Earnings Forecast

(unit: ¥ billion)

	2025 Results	2026 Forecast	Change (Amount)	Change (%)
Net sales	170.5	162.0	-8.5	-5%
Agricultural Chemicals and Agriculture-Related	135.7	127.0	-8.7	-6%
Fine Chemicals	25.1	26.1	+1.0	+4%
Other	9.7	9.0	-0.7	-7%
Operating profit	10.6	7.2	-3.4	-32%
Ordinary profit	13.4	10.9	-2.5	-18%
Profit attributable to owners of parent	4.4	6.4	+2.0	+46%

Ref.) Average of exchange rates ¥/US\$=149 ¥/US\$=150

■ The full-year earnings forecast remains unchanged

□ Business Environment

While we anticipate that the escalating tensions and prolonged conflict in the Middle East will impact our business, we are still examining the extent of that impact

□ Agricultural Chemicals and Agriculture-related

Shipments of AXEEV to U.S. were brought forward due to enhanced support for sales promotion
Going forward, profitability is anticipated to decline due to competition with generics

□ Fine Chemicals

Increased shipments of bismaleimides may lead to an upside in performance

FY2026 Earnings Forecast — *R&D expenses, Capital investment and Depreciation*

R&D expenses

FY2025 Results	¥ 7.1 billion	FY2026 Forecast	¥ 7.9 billion
(Factors)	More focus on development of overseas markets Promotion of research activities utilizing cutting edge technology		

Capital investment

FY2025 Results	¥ 7.0 billion	FY2026 Forecast	¥ 5.9 billion
(Factors)	Renewal of manufacturing and research equipment		

Depreciation

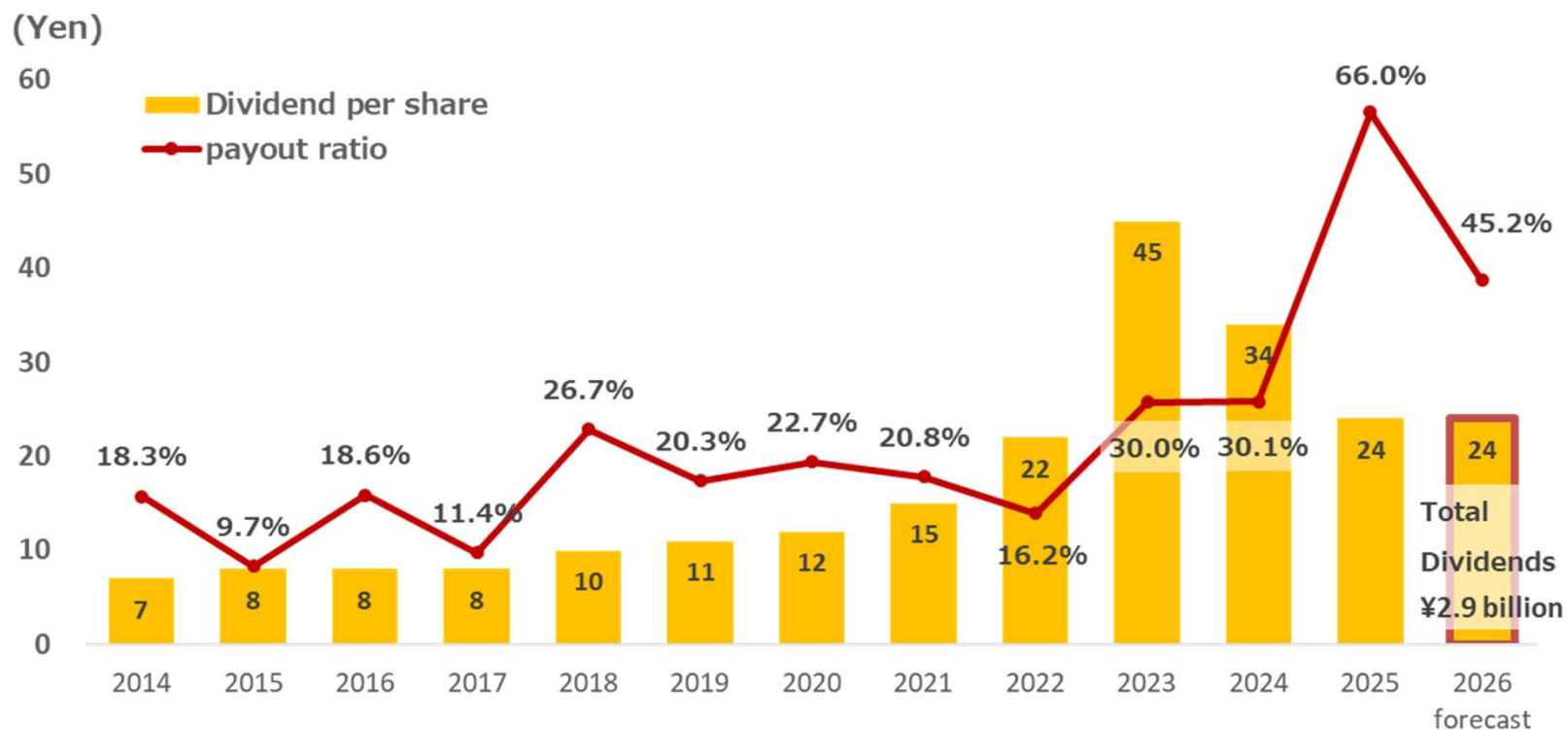
FY2025 Results	¥ 5.7 billion	FY2026 Forecast	¥ 5.9 billion
(Factors)	An expected decrease due to impairment losses on non-current assets at IHARANIKKEI CHEMICAL INDUSTRY CO., LTD. ; detailed impacts are under review		

FY2026 Earnings Forecast — Measures for Shareholder Returns

Target dividend payout ratio of 30% or more

FY2026 dividend :

Interim dividend **¥10** + Year-end dividend **¥14** = Annual dividend **¥24** per share (payout ratio: **45.2%**)



Statements in this document regarding earnings forecasts and other forward-looking statements are expectations based on information available at the time the material was prepared and include potential risks and uncertainties. Actual results may differ from these earnings forecasts due to a variety of factors.

Please be aware that neither the Company nor the information provider will be liable for any damages incurred based on this information.

Information other than information on the Company and its affiliated companies is based on publicly available information and the accuracy of such information is not guaranteed.

<Inquiries>

KUMIAI CHEMICAL INDUSTRY CO., LTD.

Corporate Planning Section, Corporate Planning & Coordination Department, Corporate
Planning & Coordination Division

Please also see the corporate website. <https://ir.kumiai-chem.co.jp/en/index.html>